



SITUATION REPORT

Nigeria Centre For Disease Control (NCDC)

NCDC.GOV.NG

PLOT 800 EBITU UKIWE STREET, JABI ABUJA, NIGERIA TOLL FREE CALL: 6232 E:info@ncdc.gov.ng

@NCDCgov

TITLE:	UPDATE ON MONKEYPOX (MPX) IN NIGERIA
SERIAL NUMBER:	13
EPI-WEEK:	29
DATE:	JULY 24, 2022

Table 1 – Key Indicators

Key Indicators	Number
Total confirmed cases in Epi Week 29, 2022	15
Total suspected cases from January 1 st to July 24 th , 2022 (Epi week 1 to 29)	357
Total confirmed cases from January 1 st to July 24 th , 2022 (Epi week 1 to 29)	133
Total deaths from January 1 st , 2022, to July 24 th , 2022 (Epi week 1 to 29)	3
Total deaths Sept 2017 - July 24 th 2022	11
Total confirmed cases in 2017	88
Total confirmed cases in 2018	49
Total confirmed cases in 2019	47
Total confirmed cases in 2020	8
Total confirmed cases in 2021	34
Grand total confirmed cases (Sept 2017 – July 24 th , 2022)	359
Grand total suspected cases (Sept 2017 – July 24 th , 2022)	869

- There were nineteen (19) new suspected cases reported in Epi week 29, 2022 (18th to 24th July 2022) from twelve (12) states – Ondo (4), Bayelsa (3), Taraba (2), Lagos (2), Rivers (1), Kogi (1), Kano (1), Imo (1), Delta (1), Anambra (1), Akwa Ibom (1) and Abia (1)
- Of nineteen (19) suspected cases, there were fifteen (15) new confirmed positive cases in Epi week 29, 2022 from ten (10) states – Ondo (3), Taraba (2), Lagos (2), Bayelsa (2), Rivers (1), Kogi (1), Imo (1), Delta (1), Anambra (1) and Abia (1).
- From 1st January to 24th July 2022, there have now been 357 suspected cases and 133 confirmed cases (89 male, 44 female) from twenty-six (26) states – Lagos (17), Adamawa (11), Delta (11), Rivers (10), Bayelsa (10), Ondo (9), Edo (8), Nasarawa (7), Plateau (6), FCT (5), Anambra (5), Taraba (5), Imo (4), Cross River (3), Kwara (3), Borno (3), Oyo (3), Kano (2), Katsina (2), Gombe (2), Kogi (2), Niger (1), Ogun (1), Bauchi (1), Akwa Ibom (1) and Abia (1).
- Three deaths were recorded from 3 states – Delta (1), Lagos (1) and Ondo (1).
- Overall, since the re-emergence of monkeypox in September 2017 and to 24th July 2022, a total of 869 suspected cases have been reported from 35 states in the country.

- Of these 869 suspected cases, there have been 359 (41.3%) confirmed (237 male, 122 female) from 30 states - Rivers (62), Bayelsa (53), Lagos (47), Delta (40), Edo (18), Cross River (17), Imo (12), FCT (11), Adamawa (11), Ondo (9), Nasarawa (9), Oyo (9), Plateau (9), Akwa Ibom (8), Anambra (7), Taraba (5), Enugu (4), Abia (4), Kwara (3), Borno (3), Benue (2), Ekiti (2), Kano (2), Niger (2), Ogun (2), Katsina (2), Gombe (2) Kogi (2), Ebonyi (1), and Bauchi (1).
- In addition, from September 2017 to July 24th, 2022, a total of eleven (11) deaths have been recorded (CFR= 3.0%) in eight states - Lagos (3), Edo (2), Imo (1), Cross River (1), FCT (1), Rivers (1), Ondo (1) and Delta (1)
- The ongoing efforts to strengthen surveillance at National and subnational levels, increased awareness from global news headlines and our investments in risk communication and community engagement (RCCE) **have** contributed in part or whole to this observed increase in cases which we have seen this year. The NCDC will continue to monitor the situation even as we sustain ongoing response efforts.
- **Errata: The SITREP for Epiweek 28 wrongly captured the case count for Epiweek 28 as 16 instead of 17, and the total for the year as of Epiweek 28 was captured as 117 cases instead of 118 cases.**

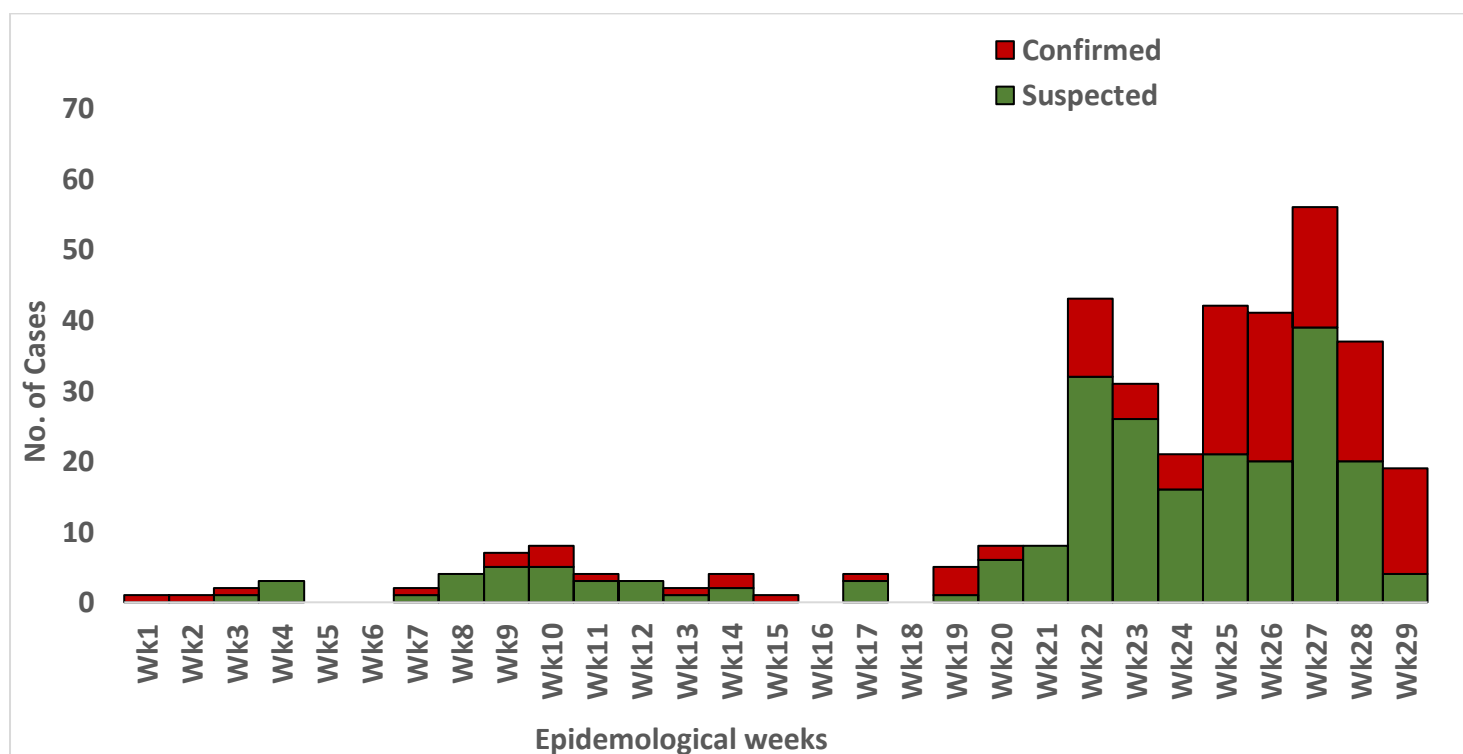


Figure 1: Epidemic Curve of Suspected & Confirmed MPX Cases Jan. 2022 till date

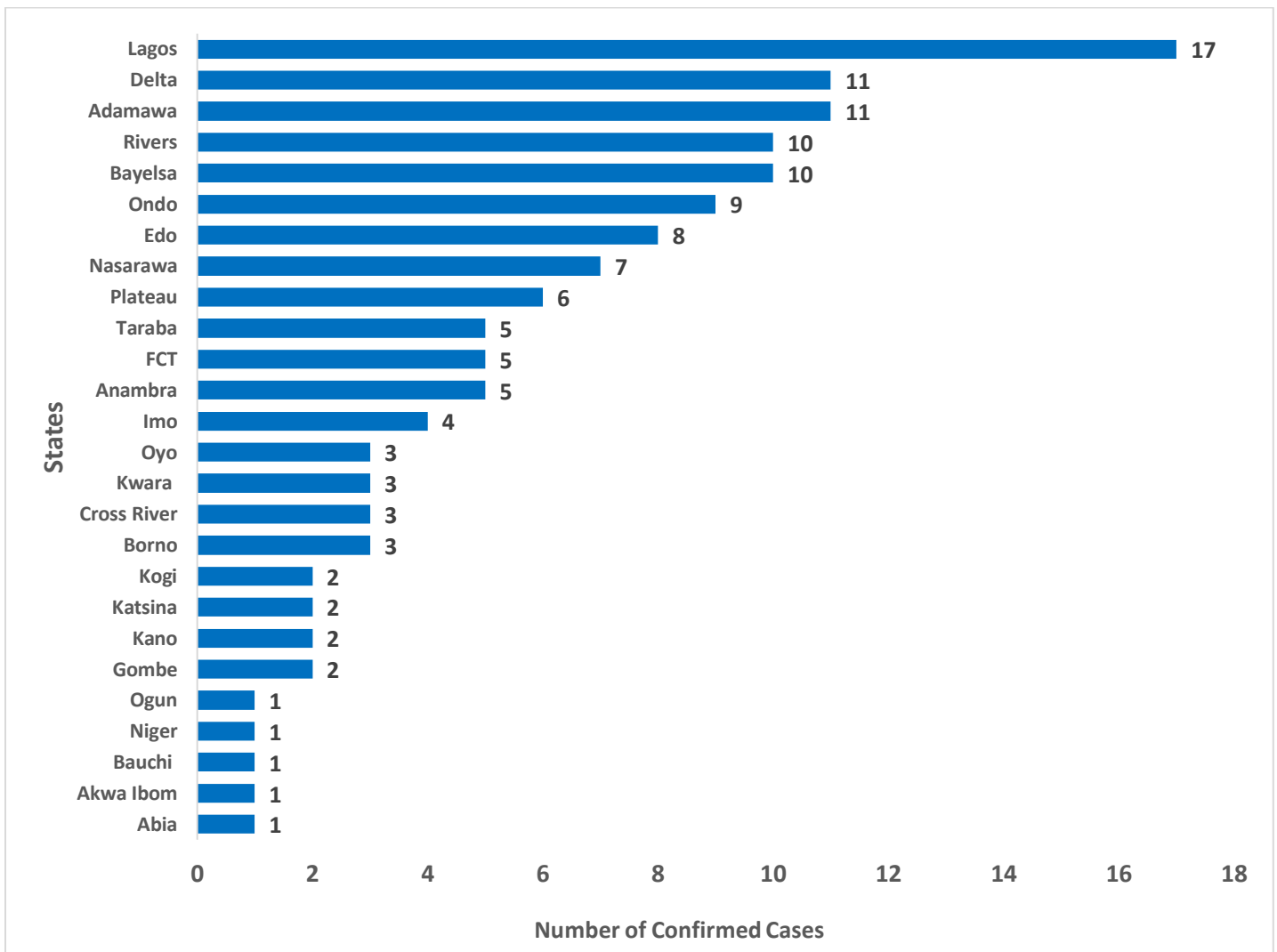


Figure 2: Bar chart Showing confirmed monkeypox cases by state from January 1st – 24th July 2022

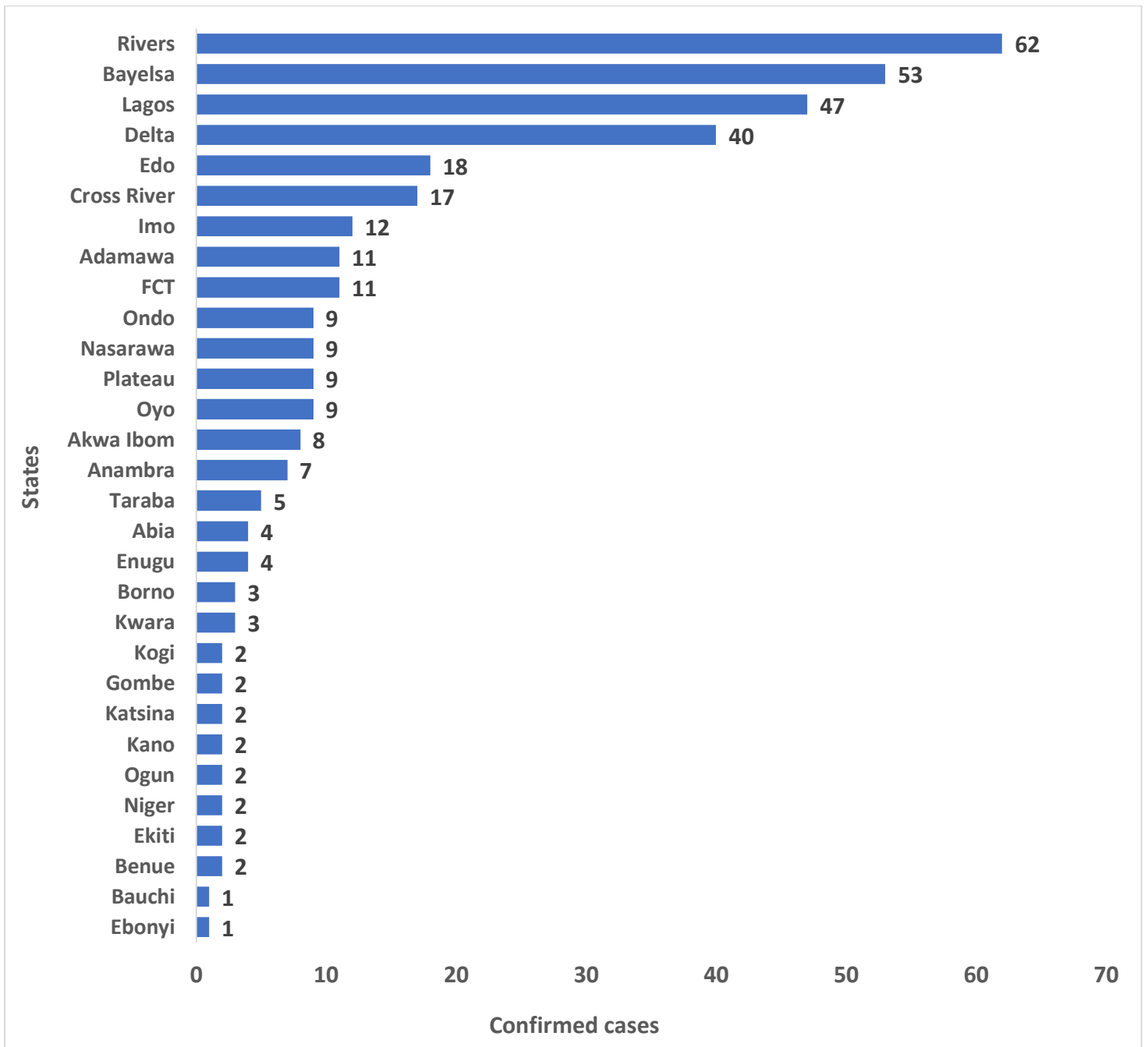


Figure 3: Bar chart showing confirmed monkeypox cases by state, September 2017 – 24th July 2022

Table 2: Nigeria confirmed monkeypox cases by state, September 2017 – 24th July 2022

State	2017	2018	2019	2020	2021	2022	Total
Rivers	25	14	7	1	5	10	62
Bayelsa	19	11	7	0	6	10	53
Lagos	4	1	15	4	6	17	47
Delta	3	6	10	1	9	11	40
Cross River	9	3	1	0	1	3	17
Imo	5	2	1	0	0	4	12
Akwa Ibom	6	0	1	0	0	1	8
Oyo	1	3	2	0	0	3	9
Edo	4	1	1	0	4	8	18
FCT	5	0	0	0	1	5	11
Enugu	1	2	1	0	0	0	4
Abia	1	2	0	0	0	1	4
Plateau	0	2	0	1	0	6	9
Nasarawa	1	1	0	0	0	7	9
Benue	2	0	0	0	0	0	2
Anambra	0	1	1	0	0	5	7
Ekiti	2	0	0	0	0	0	2
Ebonyi	0	0	0	1	0	0	1
Niger	0	0	0	0	1	1	2
Ogun	0	0	0	0	1	1	2
Adamawa	0	0	0	0	0	11	11
Kano	0	0	0	0	0	2	2
Ondo	0	0	0	0	0	9	9
Taraba	0	0	0	0	0	5	5
Katsina	0	0	0	0	0	2	2
Kwara	0	0	0	0	0	3	3
Borno	0	0	0	0	0	3	3
Gombe	0	0	0	0	0	2	2
Kogi	0	0	0	0	0	2	2
Bauchi	0	0	0	0	0	1	1
Grand Total	88	49	47	8	34	133	359

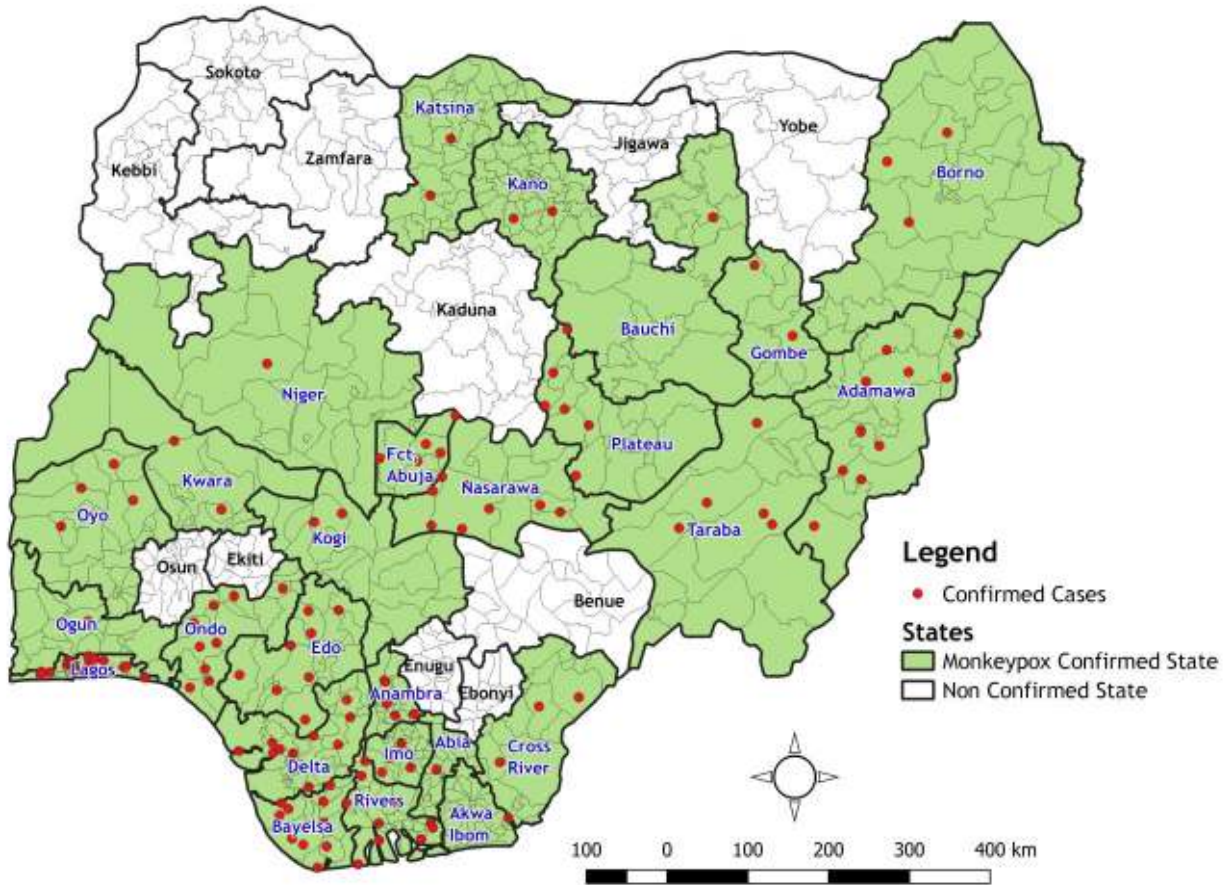


Figure 4: Map of Nigeria Showing States with Confirmed MPX Cases from January 2022 till date (26 states)

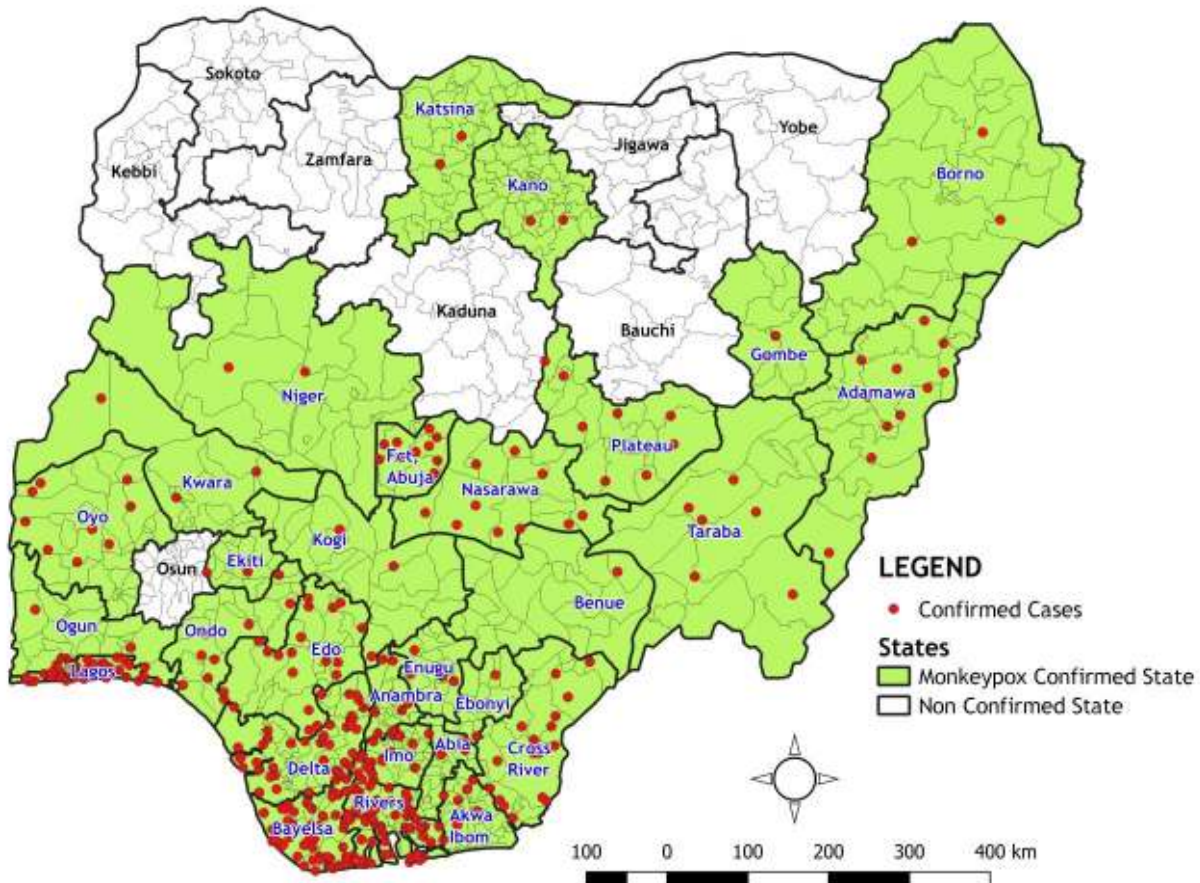


Figure 5: Map of Nigeria Showing States with Confirmed MPX Cases from September 2017 till date (30 states)

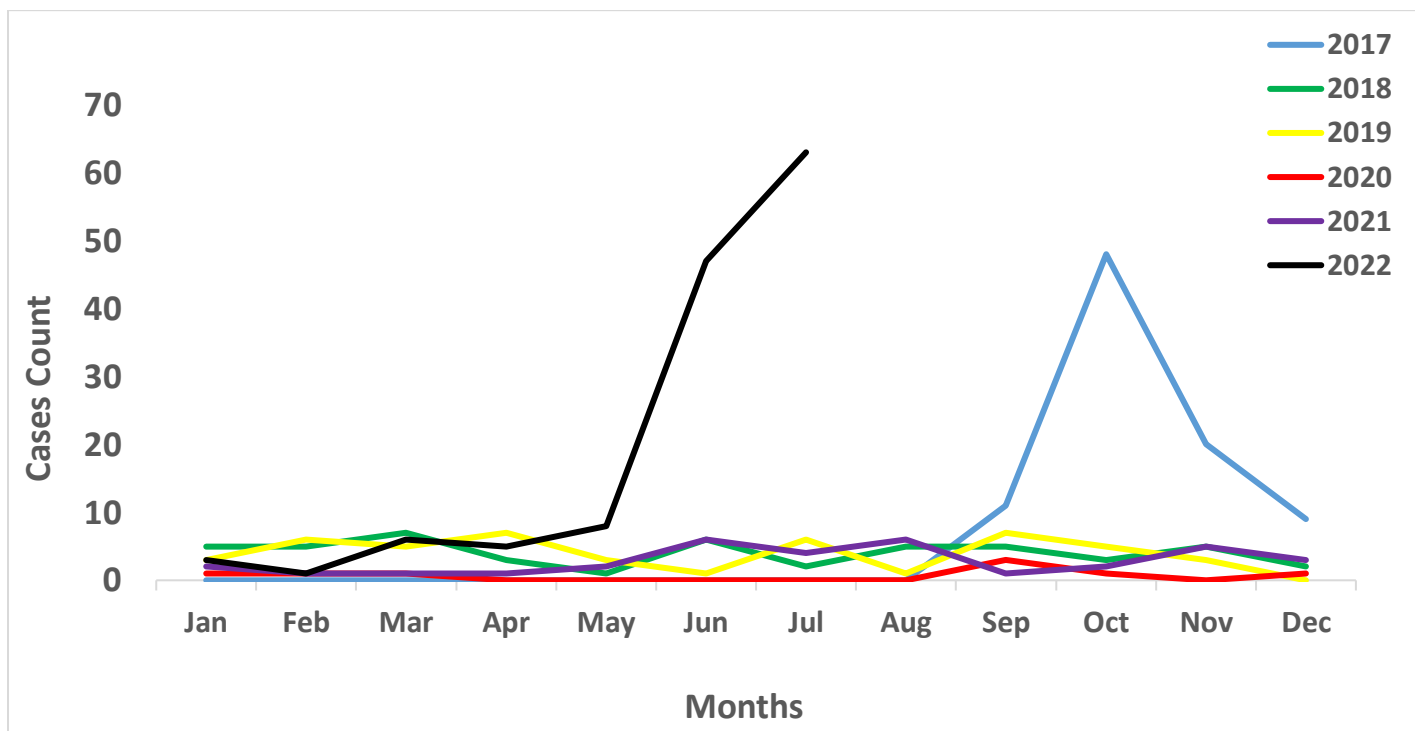


Figure 6: Nigeria confirmed Monkeypox cases by the year of incidence- September 2017 to July 24th 2022

Table 3: Age distribution of confirmed Monkeypox cases September 2017 – 24th July 2022

Age Group	2017	2018	2019	2020	2021	2022	Total
0-10 Years	7	5	1	0	1	16	30
11-20 Years	12	4	1	0	4	19	40
21-30 Years	34	13	13	4	10	35	109
31- 40 Years	26	17	22	4	13	44	126
41-50 Years	9	10	9	0	5	16	49
51-60 Years	0	0	1	0	1	3	5
Total	88	49	47	8	34	133	359

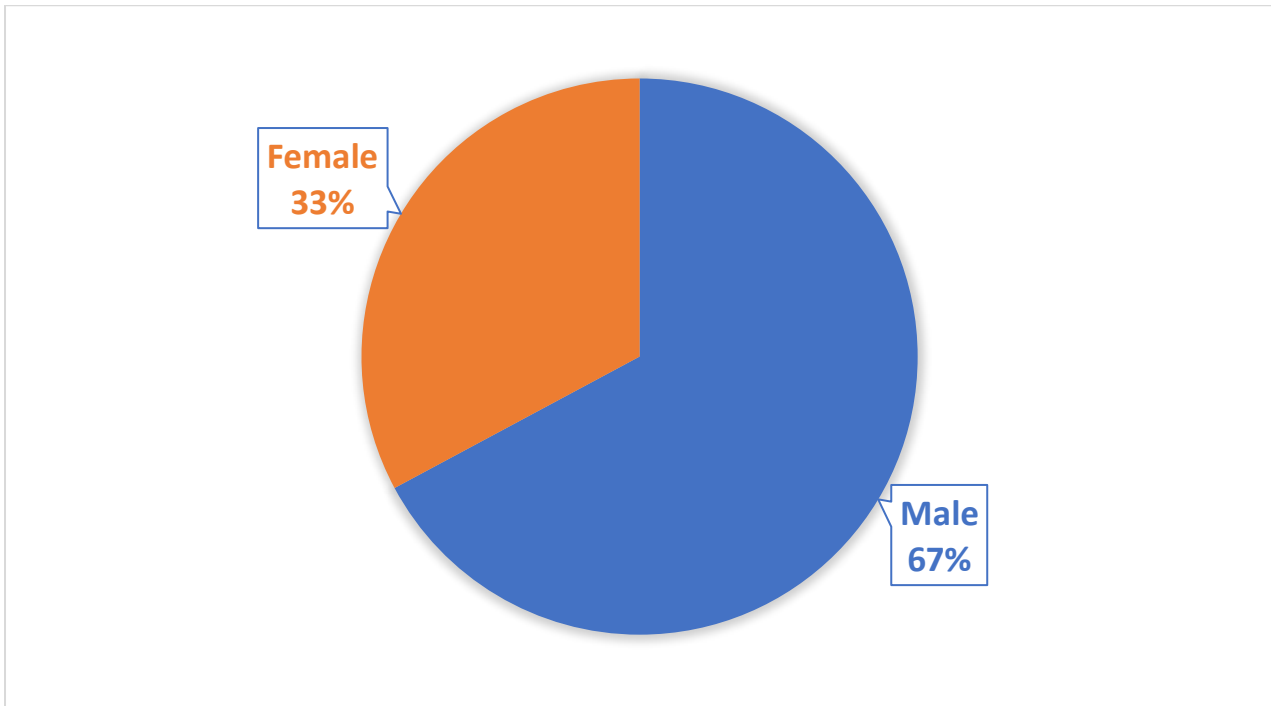


Figure 7: Pie chart showing age distribution of Nigeria confirmed monkeypox cases January 1st – 24th July 2022

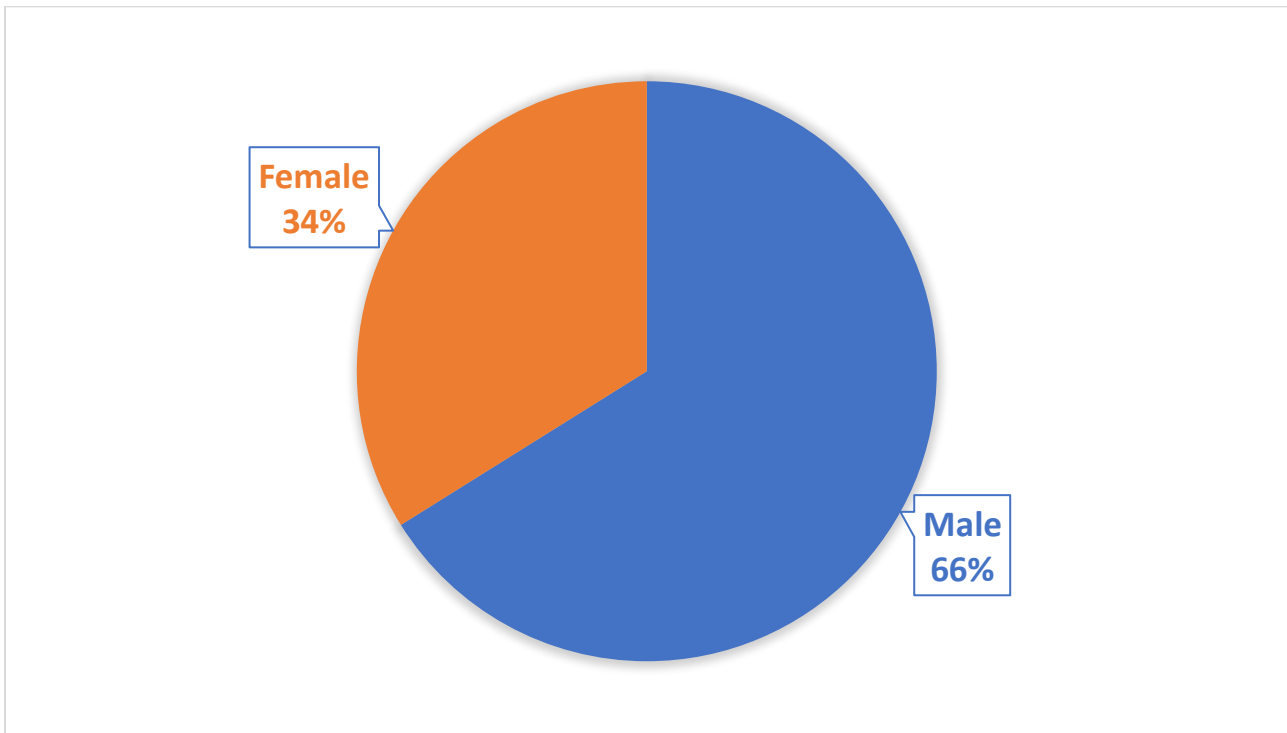


Figure 8: Pie chart showing the age distribution of Nigeria's confirmed monkeypox cases from Sept. 2017 – 24th July 2022



Figure 9: Age and sex distribution of Nigeria's confirmed monkeypox cases January 1st – 24th July 2022

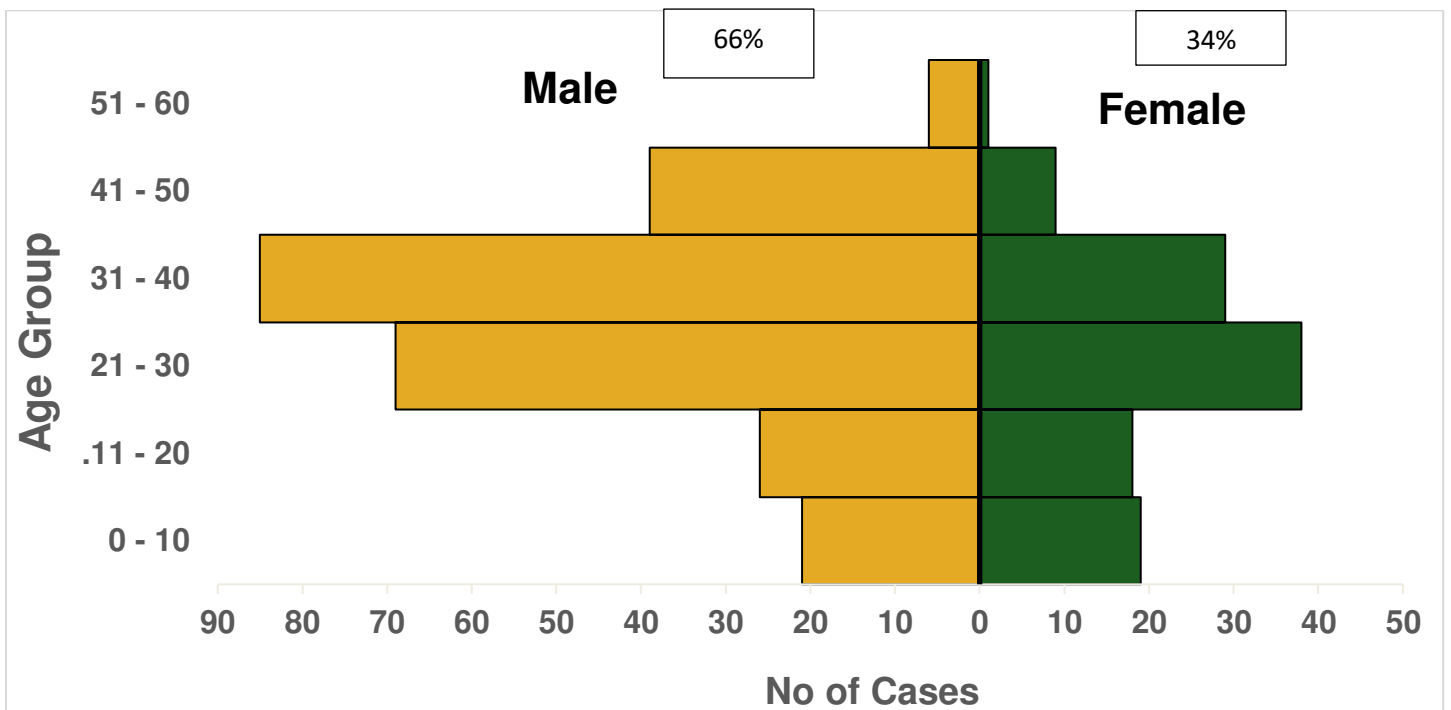


Figure 10: Age and sex distribution of Nigeria confirmed monkeypox cases September 2017 – 24th July 2022

Response activities

Pillar	Activities to date	Next steps
Coordination	Supporting the daily activities of the activated Emergency Operations Centre (EOC)	The EOC will continue coordinating ongoing response activities in the country while contributing to the global response. The multi-agency MPX Emergency Operation Centre coordinates monkeypox activities at NCDC.
Risk communication	<ol style="list-style-type: none"> 1. Collaboration with partners to develop Monkeypox-specific awareness content 2. Daily tracking, monitoring and response to rumours and misinformation of Monkeypox in Nigeria 	<ol style="list-style-type: none"> 1. Continue monitoring and analysis of Monkeypox infodemics 2. Continue engagement of social media channels with key messages on Monkeypox prevention
Surveillance	Providing off-site support to states to ensure active case search	<ol style="list-style-type: none"> 1. Ensure timely uploading of cases to the SORMAS platform 2. Conduct active case searches in facilities and communities that have been reporting positive cases 3. Weekly follow-up calls/emails to the state's surveillance team and MPX treatment facilities.
IPC	<ol style="list-style-type: none"> 1. Ongoing state-level support and capacity building on MPX outbreak 2. Dissemination of Monkeypox advisory to IPC focal persons under the Orange Network 	<ol style="list-style-type: none"> 1. Continue IPC mentoring engagements across states 2. Continue to provide close-level support to states who have activated the MPX EOC 3. Further dissemination of Monkeypox advisories across IPC networks at State and Health facilities
Case management	Following up with all positive cases at the state level	Ensure up-to-date statistics on cases at Treatment Centre and those on home-based care
POE	Screening of passengers at points of entry	Continue ongoing screening activities at points of entry

Laboratory	<ol style="list-style-type: none"> 1. All MPX virus sequences are all Clade 2 (West African Clade) 2. Off-site support to states 	Ongoing sequencing of all confirmed cases
-------------------	--	---

Notes on this report

Data Source

Information for this disease was case-based data retrieved from the National Monkeypox Emergency Operations Centre.

Case definitions

Suspected case

- An acute illness with fever $>38.3^{\circ}\text{C}$, intense headache, lymphadenopathy, back pain, myalgia, and intense asthenia followed one to three days later by a progressively developing rash often beginning on the face (most dense) and then spreading elsewhere on the body, including soles of feet and palms of the hand

Probable case

- A case that meets the clinical case definition is not laboratory-confirmed but has an epidemiological link to a confirmed case

Confirmed case

- A clinically compatible case that is laboratory confirmed

Contact

- Any person who has been in direct or indirect contact with a confirmed case since the onset of symptoms, i.e., contact with skin lesions, oral secretions, urine, faeces, vomitus, blood, sexual contact, sharing a common space (anyone who has been in proximity with or without physical contact with a confirmed case)

Calculations

- Case Fatality Rate (CFR) for this disease is reported for confirmed cases only